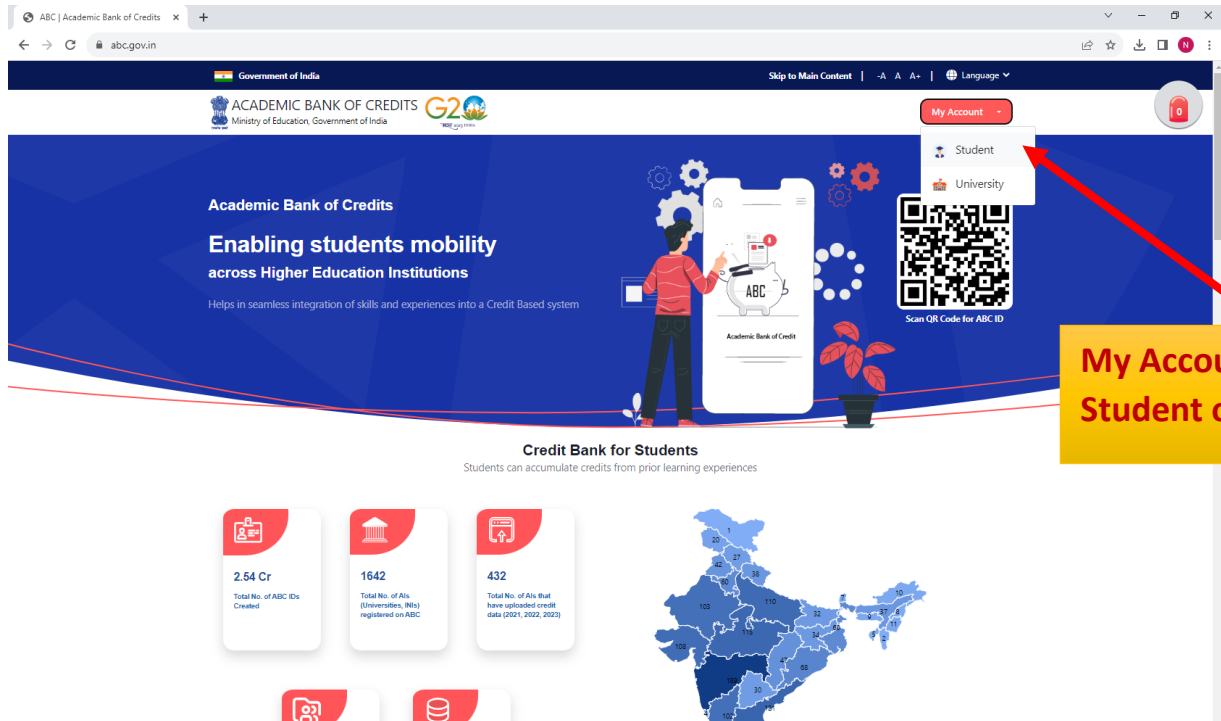


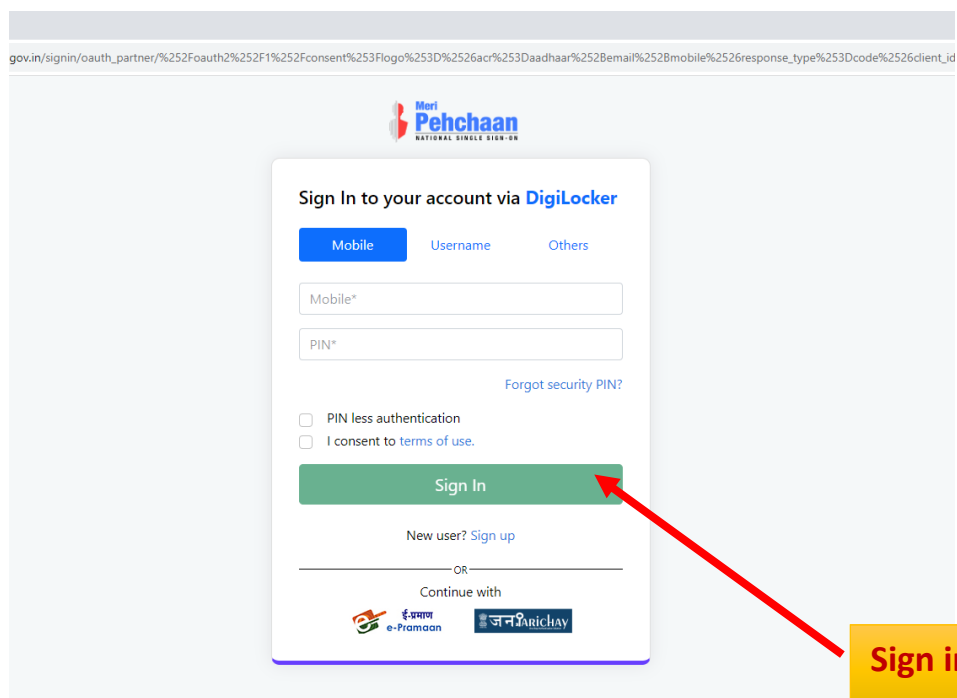
Process to generate Academic Bank of Credits (ABC) ID

Option: A (Using ABC Portal)

1. Open website : <https://www.abc.gov.in/>
2. Click on “My Account” button which is right side on the web page.



3. Select “Student” from the Drop-downlist.
 - a. If you **have account on the DigiLocker** follow these steps:
 - i. Sign-in using your details and OTP.



- b. If you **do not have account on the DigiLocker** follow these steps:
 - i. Click on **Sign-up** for Meri Pehchaan

Process to generate Academic Bank of Credits (ABC) ID

Meri Pehchaan
NATIONAL SINGLE SIGN-ON

Sign In to your account via **DigiLocker**

Mobile Username Others

Mobile*

PIN*

[Forgot security PIN?](#)

PIN less authentication

I consent to [terms of use](#).

Sign In

New user? [Sign up](#)

OR

Continue with

ई-प्रमाण e-Pramaan जन प्रिचय

- ii. Create an account using your Mobile Number linked with your Aadhaar.

Meri Pehchaan
NATIONAL SINGLE SIGN-ON

Sign up for **DigiLocker**

Mobile Number*

Generate OTP

Full Name*

Date of Birth dd* mm* yyyy*

Select Gender*

Username*

PIN*

Confirm PIN*

I consent to [terms of use](#).

Verify

[Sign in to an existing account](#)

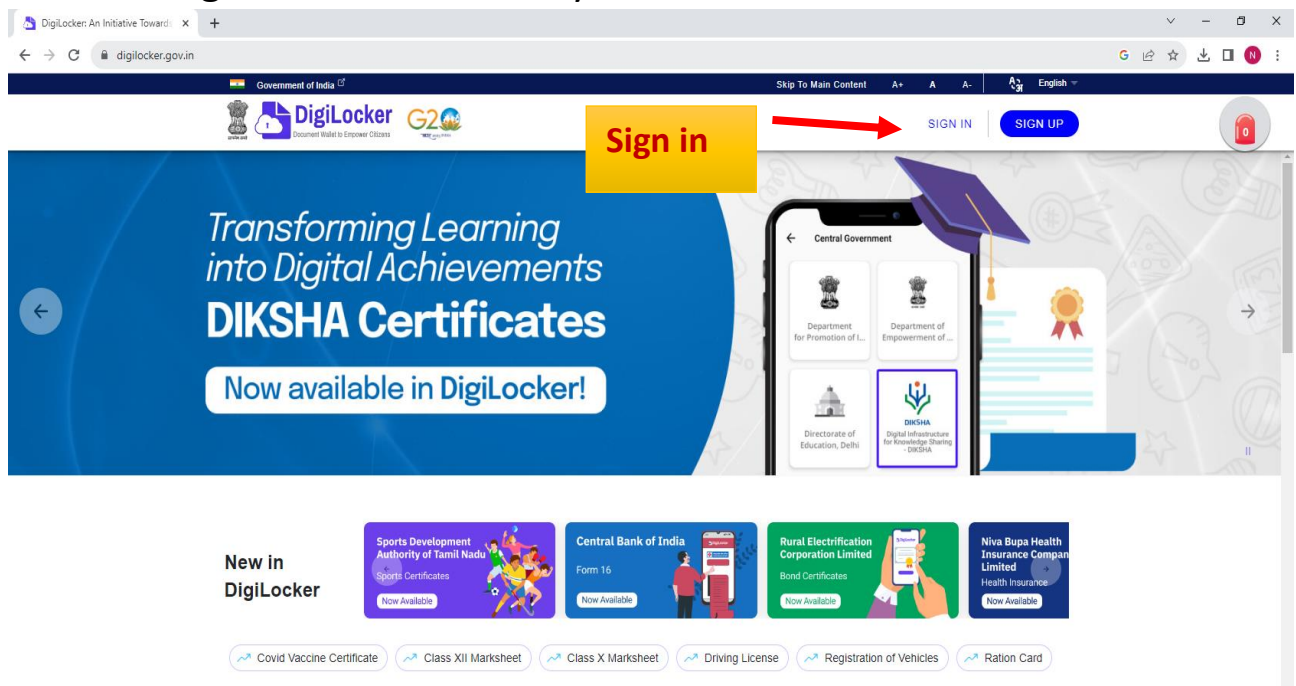
- iii. Sign-in using your details and OTP.
4. After sign-in, Fill all necessary details.
5. Select the University tab from the options and search Sardar Vallabhbhai Global University from the dropdown-list.

Process to generate Academic Bank of Credits (ABC) ID

6. Click on the Sardar Vallabhbhai Global University to complete the Registration Process on ABC.
7. Please note down and keep your ABC ID for future references. Submit these details with your Enrolment number to your college/department for university records when required.

Option: B (Using DigiLocker Portal) (for those who have DigiLocker account)

1. Open official website: www.digilocker.gov.in/
2. Click on “Sign in” enter necessary details.



3. Click on **Search Documents** from the left panel of web page and type “**ABC ID**” in the search column (ABC ID creation process is available under education section).
4. Perform required actions.
5. Watch following video for more details.

<https://www.youtube.com/watch?v=Gw3DUHaJg1c>

Note : for more details refer user Manual :

<https://www.abc.gov.in/assets/resources/Academic-Bank-of-Credits User Manual V3.pdf>